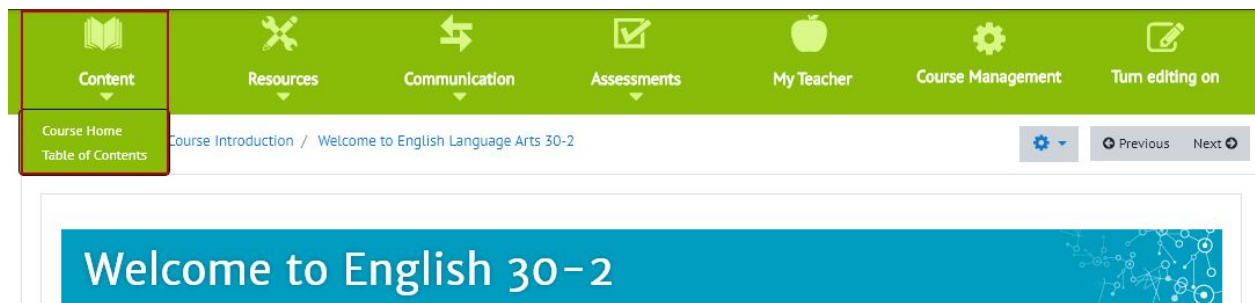


Thanks to some great navigation features, finding your way in your ADLC course is easy.

The **Table of Contents** is an excellent way to get where you want to go in your course. The **Table of Contents** lists the course contents in order, so you can always pick up where you left off. In some courses, you can even track **Your progress** with checkboxes.

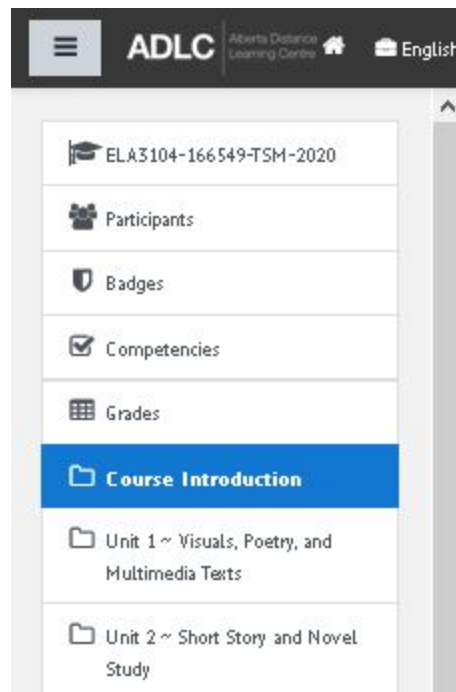



Click on any course page, and you'll see more easy navigation tools. Clicking the **Next** button will take you to the next page in the course. Take note of the navigation path! Every page lists exactly where you are with a simple line of text under the navigation bar.

It's clickable too, so you can follow these navigation path breadcrumbs to return back where you came from.



Another great way to navigate is with the **Side Navigation**. Select the **Hamburger Icon**, and the whole course structure will pop up, with clickable sections that take you to the **Table of Contents** for the section selected.



Questions?

Give us a call at 1-866-774-5333, ext. 5256 or email moodlesupport@adlc.ca