

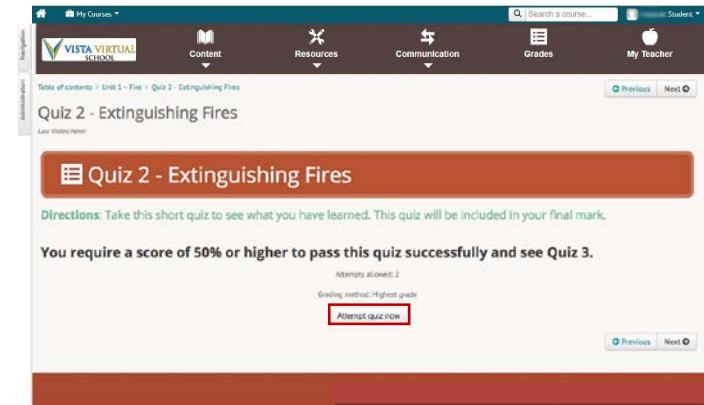
Quiz Navigation Tips for Students

If your course has quizzes, Vista Virtual School's Learning Management System (Moodle) makes taking them easy!

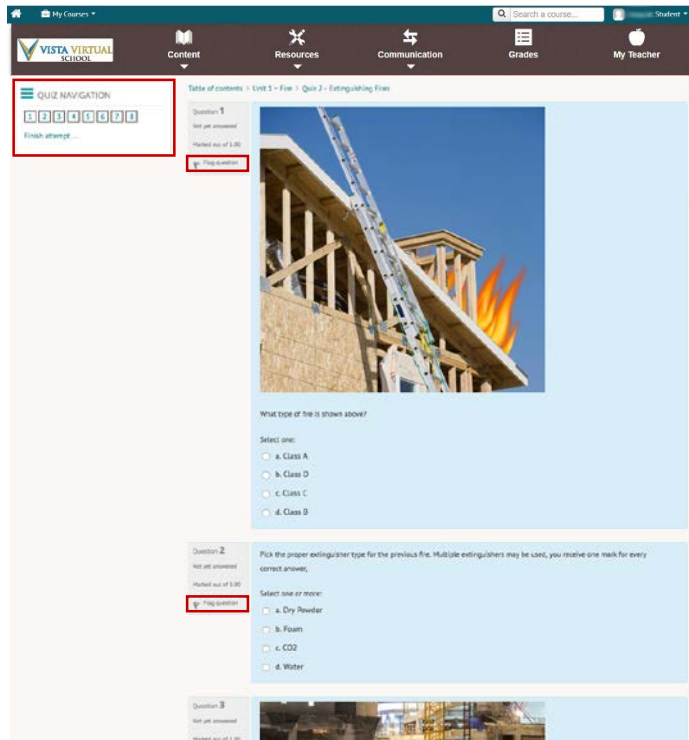
In the **Table of Contents**, quizzes show up with a check mark icon. Sometimes, they're also classified as ungraded self-assessments. Quizzes always start with a set of instructions on their own page, so it's very important to read them; different quizzes may have different instructions, time limits, or maximum numbers of attempts.



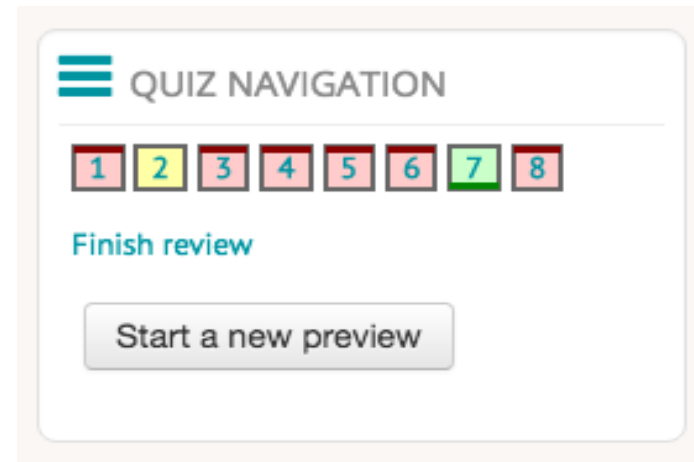
1. When you're ready, click the **Attempt quiz now** button.



2. The first thing to take note of is the quiz navigation. It tells you the number of questions, and indicates with a dark outline how many questions are on the current page. Click on any number to jump to that question, and if you're having trouble with a particular question, you can apply a flag to it, which will mark it red.



When you are all done and ready to review the results, you can click on any of the boxes to see how you did. Green boxes and red boxes will indicate which questions you answered correctly and incorrectly. Yellow indicates an answer that is partially correct.



Contact

If at any time you have questions, please contact us at 1-855-974-5333 x5317 or vsupport@pembinahills.ca.

